

Michigan Fence Outlet


	Residential	Avalanche Series™	Commercial	Industrial/Heavy Ind.
Post	2" x 2" x .060 Wall*	2" x 2" x .060 Wall*	2" x 2" x .060 Wall*	2-1/2" x 2-1/2" x .075 or .100 Wall
	2" x 2" x .080 Wall	2" x 2" x .080 Wall	2" x 2" x .080 Wall	3" x 3" x .125 Wall
	2" x 2" x .125 Wall	2" x 2" x .125 Wall	2" x 2" x .125 Wall	4" x 4" x .125 or .250 Wall
	2-1/2" x 2-1/2" x .075 or .100 Wall	2-1/2" x 2-1/2" x .075 or .100 Wall	2-1/2" x 2-1/2" x .075 or .100 Wall	6" x 6" x .125 or .250 Wall
Horizontal Rails	1-1/8" x 1"	1-1/8" x 1" for Residential 1-3/8" x 1-1/4" for Commercial	1-1/8" x 1-3/4"	1-5/8" x 1-5/8"
Enclosed Bottom	N/A	N/A	N/A	Heavy Industrial Only
Side Walls	.082	.082	.082	.100
Top Walls	.062	.062	.062	.070
Pickets	5/8" x 5/8" x .050 Wall or 5/8" x 1" x .050 Wall	5/8" x 5/8" x .050 Wall or 5/8" x 1" x .050 Wall For Residential 3/4" x 3/4" x .050 Wall or 3/4" x 1" x .062 Wall For Commercial	3/4" x 3/4" x .050 Wall or 3/4" x 1" x .062 Wall	1" x 1" x .062 Wall
Picket Spacing	3-13/16" or 1-5/8"	3-13/16" or 1-5/8" for Residential 3-3/4" or 1-1/2" for Commercial	3-3/4" or 1-1/2"	3-3/4" or 1-3/8"
	3" Picket Spacing Available in Most Grades and Styles, Please Call for Details.			
Heights	3, 3 1/2, 4, 4 1/2, 5, & 6 Feet	3, 3 1/2, 4, 4 1/2, 5, & 6 Feet	3, 3 1/2, 4, 4 1/2, 5, & 6 Feet	3, 3 1/2, 4, 5, 6, 7, 8 & 10 Feet
Panel Length	6'	6' for Residential 6' or 7' 6" for Commercial	6' or 7' 6"	6' 3" or 8'

Panels come fully assembled in above Heights & Lengths. Custom Heights available please call for details.

Screws: 410 Stainless Steel corrosion resistant. The heads are coated with zinc and yellow chromate, then painted to match the color of the fence.

Colors Available: Black, Quaker Bronze, White, Walnut Brown, Beige, Sandstone & Hartford Green. Custom colors available upon request.

***Not available in Walnut Brown, Beige, Sandstone or Hartford Green**




Residential




*Avalanche Series™
No Exposed Screws
(Patent Pending)*




Commercial



Industrial



*Heavy Industrial
No Exposed Screws*



EFS-10



EFS-15




EFF-20




EFF-25



EFS-50



EFS-55



LifeGuard

586-468-2531